




Portable Basketball Pad Graphics Order Form

**PBEL54-
GRAPHICS**

Contact Name _____ Date _____
 Organization Name _____ State _____
 Phone _____ Email _____
 PO # _____ Order # _____

STEP 1: PAD INFO

Pad Color _____



STEP 2: LETTERING AND GRAPHICS (IF APPLICABLE)

Color(s) _____ Letter Font _____
 _____ Pad 1 _____
 _____ Pad 2 _____
 Vector File provided

STEP 3: SUBMIT YOUR ORDER


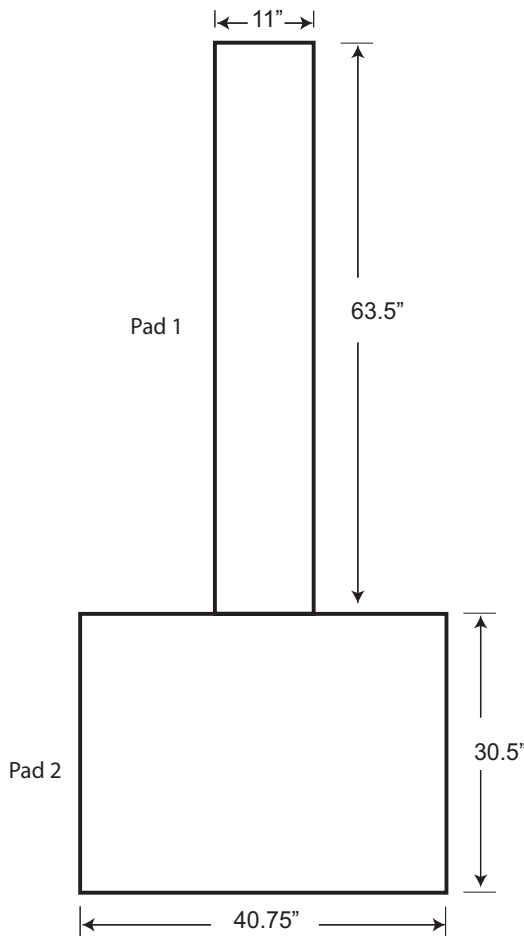
Order form and artwork file for pads must be included with order (*include architectural drawings if applicable*). File types must be vector art such as Adobe Illustrator .AI and .EPS. **Image files such as JPEG, TIFF, GIF and PNG are not acceptable. Orders without proper documentation and art files will be put on hold until provided.** Please note: All applicable products will include Jaypro logo and branding on the product.

After submitting this order form, Jaypro may supply alternate designs to choose from.

Multiple revisions or additional proofs may require an art fee. By providing a sketch, the most accurate and desirable designs can be created. A proof will be returned within 2 business days for approval.

Please sketch design below that Jaypro can use as a guide to determine layout and scale.

SIDE PADS ARE PRE-PRINTED WITH JAYPRO LOGO AND ARE AVAILABLE FOR CUSTOMIZATION BY SPECIAL REQUEST. ADDITIONAL CHARGES APPLY.



SAMPLE ART

Custom Graphics Printing

Jaypro Sports offers a variety of items that can be customized with full color lettering, custom graphics and logos. When ordering these types of items, additional information will be needed including specific font names and vector or high-resolution images that are ready for print. Please note: all applicable products will include a Jaypro logo and/or branding on the custom printed product, including wall pads.

Artwork Requirements for Custom Printed Products

There are two types of digital image files: raster and vector. For custom printing, we require vector files, which can be resized without losing quality.

Why do we require vector files?

A vector image can be enlarged without any loss of sharpness. Enlarging and printing an image requires greater detail (higher resolution), so using vector files ensures your custom product prints crisp and clear.

See the images below for a comparison of what happens when a pixel-based image is enlarged—it may look fine on screen but will appear blurry when printed.



Vector file Vector has smooth edges made up of points or lines. File type (.ai or .eps)



Raster file Example: Non-Vector art has rough edges and artwork appears to be made with boxes. File type (.jpg .doc .tif .gif .bmp)

Accepted file formats:

- .ai (Adobe Illustrator)
- .eps (Encapsulated PostScript)
- .pdf (High-resolution only)

Not accepted:

.jpg, .tiff, .gif, .png, and similar raster formats

Important: Simply opening a .jpg and using "Save As" to convert it to an .eps file does not make it a true vector image.

Need Help with Artwork?

Your school's art department or graphic design team may have the correct file type. If possible, have a graphics professional review your artwork before ordering.

Please note:

- Some images may require prior approval or a copyright release. Jaypro assumes all necessary permissions have been obtained and is not responsible for printing unlicensed images.
- If your file needs to be converted to a vector format, we can assist for an additional fee.
- If no suitable file is provided, Jaypro offers artwork editing or recreation services at \$75.00 per hour.